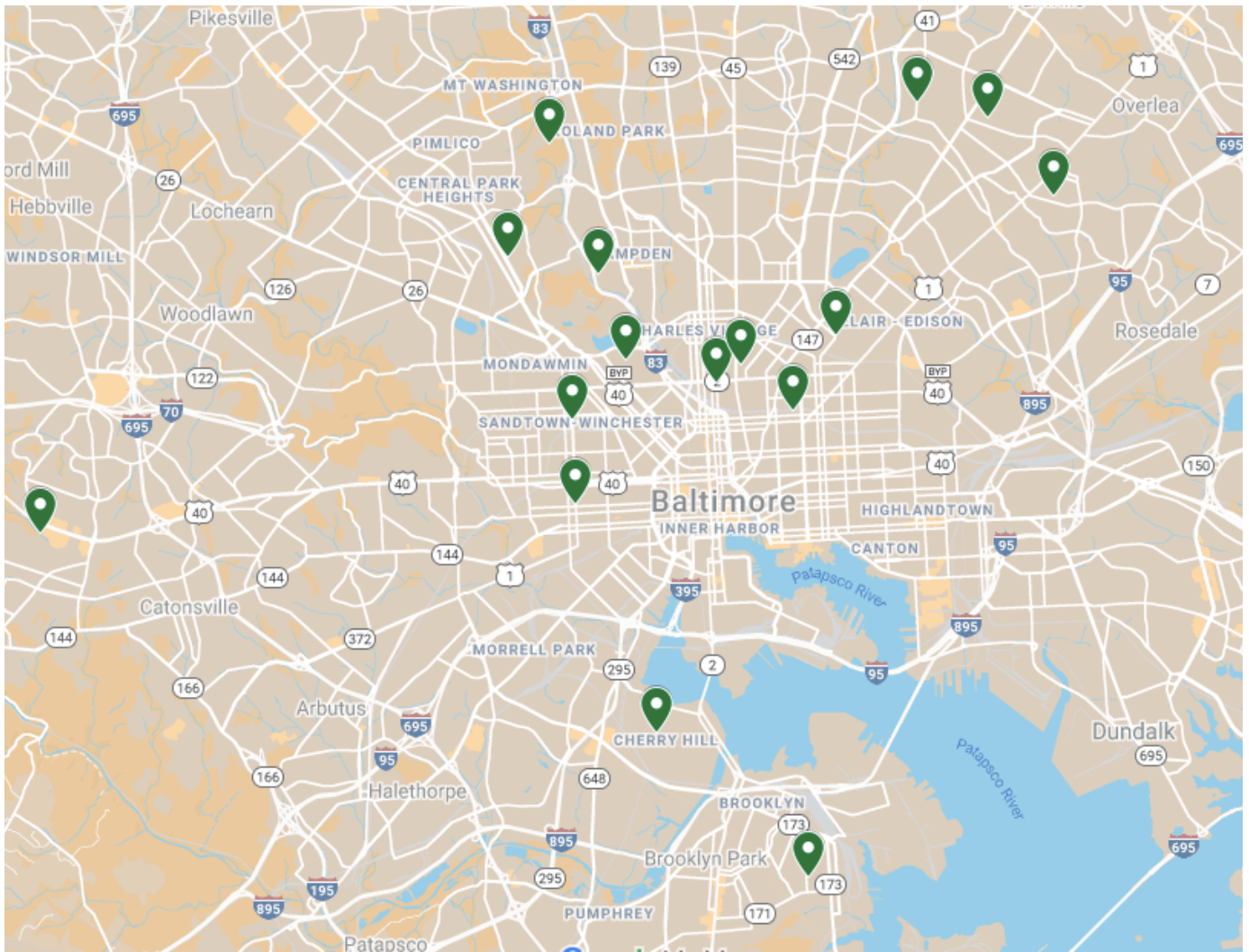


Baltimore City Farm Alliance Scavenger Hunt

A scavenger hunt is when you search for answers with only a few clues. We have created a scavenger hunt that shows us how many farms exist in Baltimore City, helping us to understand how farmers can adapt to different spaces in order to grow food. Farms in Howard County, Baltimore County, Harford County, or Baltimore City may look very different in size and in how they choose to grow food, but they all have one thing in common, they produce the food we eat!

Before looking at the map, respond to these questions:

1. How many farms do you think there are in Baltimore City?
2. What part of the city do you think the most farms are located?
3. What kind of farms do you think are in the city?
4. Can you name a Baltimore City Farm?
5. How close do you think your nearest farm is?
6. What food do you think grows in the city?



The green pins mark the location of Baltimore's City Farms.

















Using the above map and Farm Alliance Website (www.farmalliancebaltimore.org) can you find the answers to the questions of the first page?

Using the map above, the list below, and the Farm Alliance Website (www.farmalliancebaltimore.org) can you figure out where each farm is located and draw a connecting line between the Farm and Location?

Baltimore Farm Alliance Members:

- Baltimore Free Farm
- Bearfoot Farm
- Bon Secours Community Works
- Boone Street Farm
- Cherry Hill Urban Garden
- Filbert Street Garden
- Food System Lab at Cylburn
- Great Kids Farm
- The Greener Garden
- Hidden Harvest Farm
- Hillen Homestead
- Oliver Community Farm
- The Plantation – Park Heights Urban Garden
- Real Food Farm, A Project of Civic Works
- Strength To Love 2
- Whitelock Community Farm
- Yellow House Farm

Baltimore City Farm Locations:

-  900 Cherry Hill Rd
 -  3811 Park Heights Ave
 -  6013 Eunice Ave
 -  3510 Ash St
 -  Cylburn Arboretum
 -  6601 Baltimore National Pike
 -  1600 Ellsworth St
 -  McAllister Street & North Calvert Street
 -  4415 Mary Ave
 -  930 Whitelock St
 -  1317 Filbert St
 -  5623 McClean Blvd
 -  West Fayette Street & North Fulton Aven...
 -  1800 Lorman St
 -  2100 Boone St
 -  2801 St Lo Dr
-